

PASOS A SEGUIR PARA ACCEDER A CLASSROOM

1. ACCEDEMOS A INTERNET
2. ESCRIBIMOS EN LA BARRA DE DIRECCIÓN www.google.es Y PULSAMOS INTRO.

The screenshot shows the Google homepage in Spanish. The address bar contains 'google.es' and the text '2. BARRA DE DIRECCIONES' is overlaid in red. A red arrow points from the text '1. NAVEGADOR: ACCESO A INTERNET' to the search bar. The search bar is empty, and the page includes navigation links like 'Gmail', 'Imágenes', and 'Iniciar sesión'.

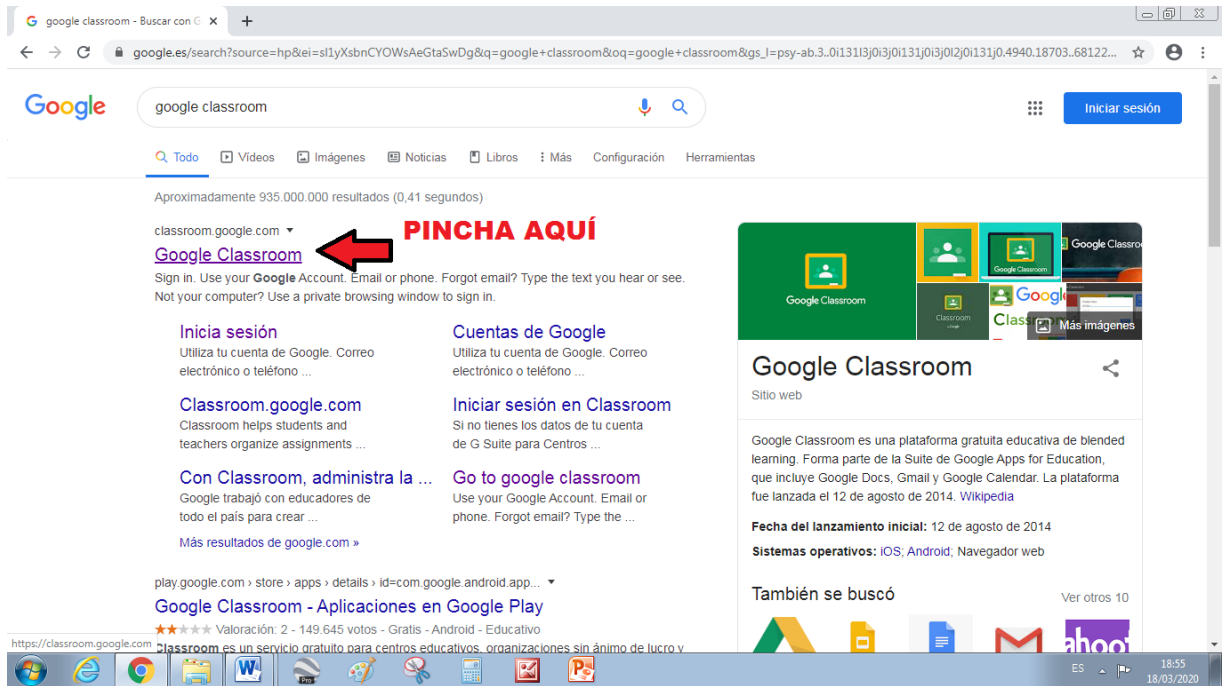
1. NAVEGADOR: ACCESO A INTERNET

3. ESCRIBIMOS **GOOGLE CLASSROOM** EN EL BUSCADOR Y PULSAMOS INTRO

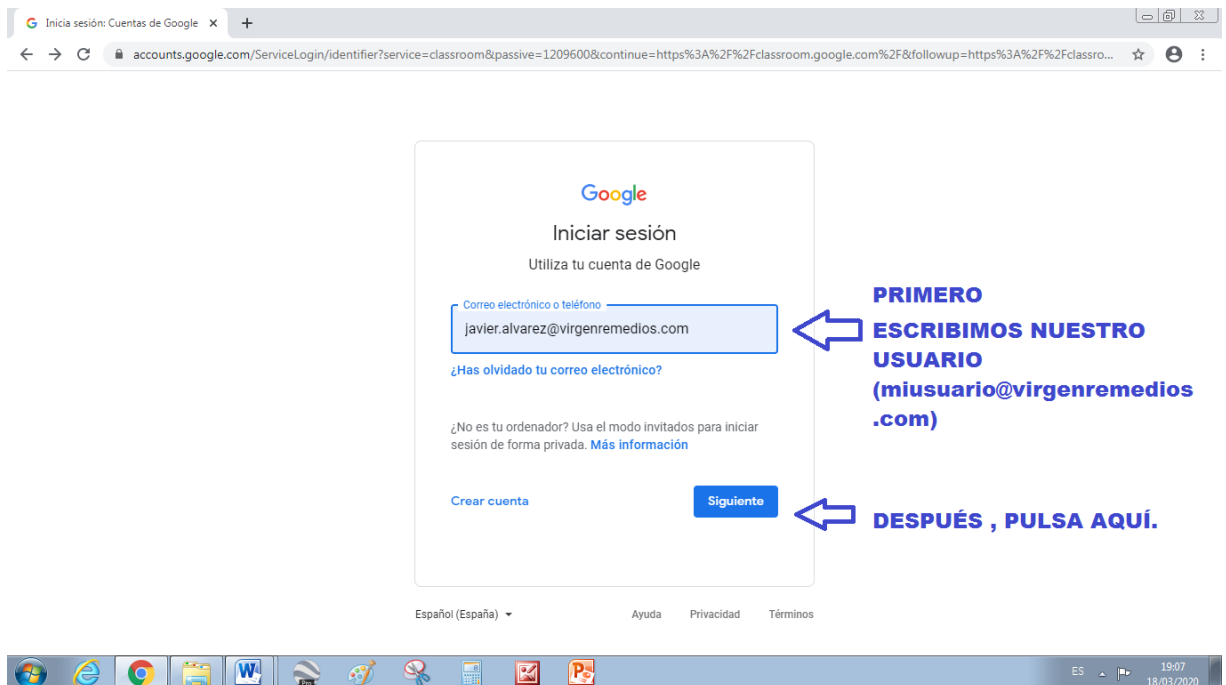
The screenshot shows the Google homepage with 'google classroom' typed into the search bar. A green box highlights the search bar, and a green arrow points to it from the text 'ESCRIBE AQUÍ'. A dropdown menu shows search suggestions for 'google classroom', including 'tutorial', 'web', 'trackid sp 006', 'descargar', 'chat', 'opiniones', 'cursos', 'app', and 'tutorial pdf'. The address bar shows a search URL.

ESCRIBE AQUÍ

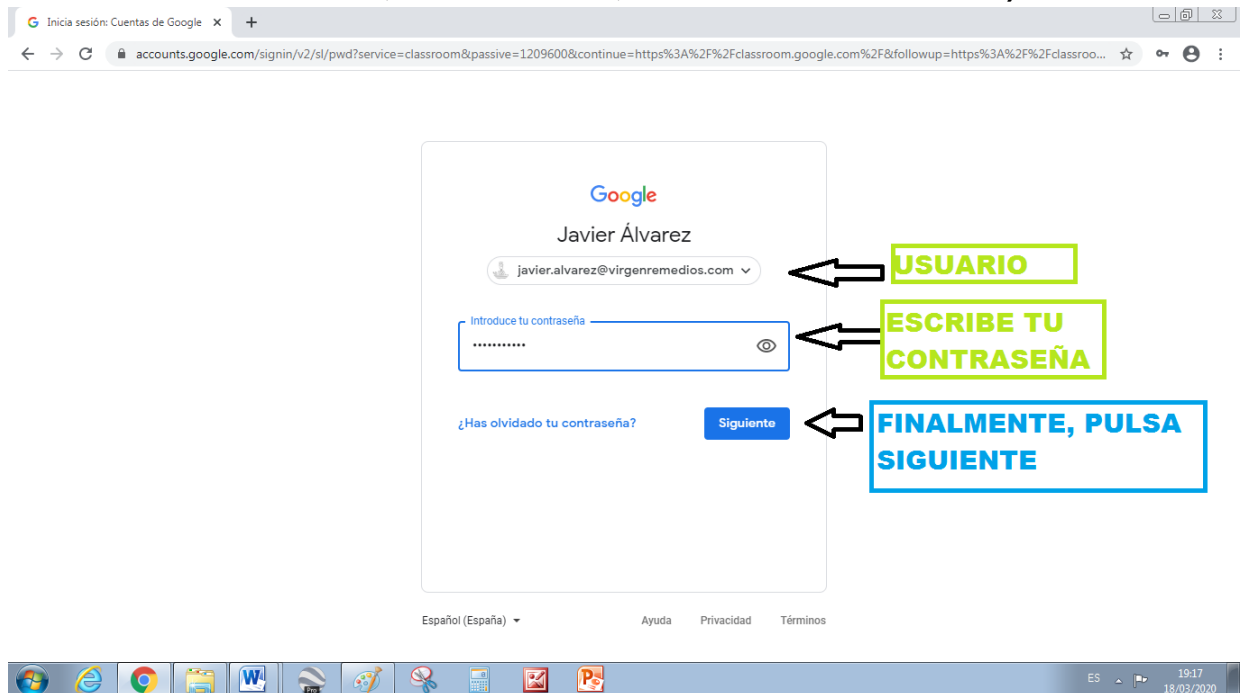
4. NOS APARECE LA SIGUIENTE PANTALLA.
5. PINCHAMOS EN LA BÚSQUEDA SEÑALADA.



6. EN ESTA PANTALLA ESCRIBIMOS NUESTRO USUARIO (miusuario@virgenremedios.com). Y PULSAMOS SIGUIENTE.



7. AHORA, ESCRIBIMOS NUESTRA CONTRASEÑA. (CUIDADO CON LAS MAYÚSCULAS, MINÚSCULAS, SÍMBOLOS Y NÚMEROS).



The screenshot shows the Google Classroom login interface. At the top, it says "Inicio sesión: Cuentas de Google". The user's name "Javier Álvarez" and email "javier.alvarez@virgenremedios.com" are displayed. Below this is a password field labeled "Introduce tu contraseña" with a masked password "....." and an eye icon. A link for "¿Has olvidado tu contraseña?" is on the left, and a blue "Siguiente" button is on the right. Three annotations with arrows point to these elements: "USUARIO" points to the email field, "ESCRIBE TU CONTRASEÑA" points to the password field, and "FINALMENTE, PULSA SIGUIENTE" points to the "Siguiente" button. The bottom of the page shows "Español (España)", "Ayuda", "Privacidad", and "Términos". The Windows taskbar at the bottom shows the time as 19:17 on 18/03/2020.

8. Y YA ESTÁS EN CLASSROOM, PARA REALIZAR LAS TAREAS PROPUESTAS.



The screenshot shows the Google Classroom dashboard. At the top, it says "Clases" and "classroom.google.com/h". The "Google Classroom" logo is on the left, and a "+" icon is on the right. Below the header are four class cards: "Curso experimental" (1 alumno), "prueba de hoy" (1 alumno), "clase prueba" (0 alumnos), and "MATEMÁTICAS" (2º tramo, 2 alumnos). Each card has a profile icon and a folder icon. Four blue arrows point upwards from a large blue-bordered box at the bottom containing the text "PINCHA EN LAS CLASES CREADAS POR TUS PROFESORES Y ACCEDE A LAS TAREAS." The Windows taskbar at the bottom shows the time as 19:26 on 18/03/2020.